


Bridge Rectifiers

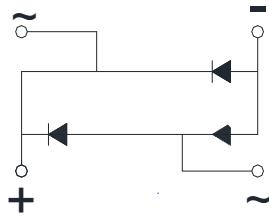


Features

- UL recognition, file eE230084
- Universal 3-way terminals: snap-on, wire wrap-around, or PCB mounting
- Glass passivated chip junction
- High surge current capability
- Low thermal resistance
- Solder dip 275 °C max. 7 s, per JESD 22-B106

Typical Applications

General purpose



Terminals: Tin plated leads, solderable per J-STD-002 and JESD22-B102
Suffix letter "W" added to indicate wire leads (e.g. BR1510W).

Maximum Ratings (T_a=25 °C Unless otherwise specified)

PARAMETER	SYMBOL	UNIT	BR15005	BR1501	BR1502	BR1504	BR1506	BR1508	BR1510
Forward Surge Current (Non-repetitive) 48ms, Half-sine wave, 1 cycle, T _j =25 °C	I _{FSM}	A				300			
Forward Surge Current (Non-repetitive) @1ms, square wave, 1 cycle, T _j =25 °C						600			
Current squared time	I ² t	A ² S				374			
Storage temperature	T _{stg}	°C	-65	-65	-65	-65	-65	-65	-65
Mounting Torque	Tor	kg cm							8



BR15005(W) THRU BR1510(W)

Electrical Characteristics T_a



BR15005(W) THRU BR1510(W)

FIG3: Typical Forward Voltage

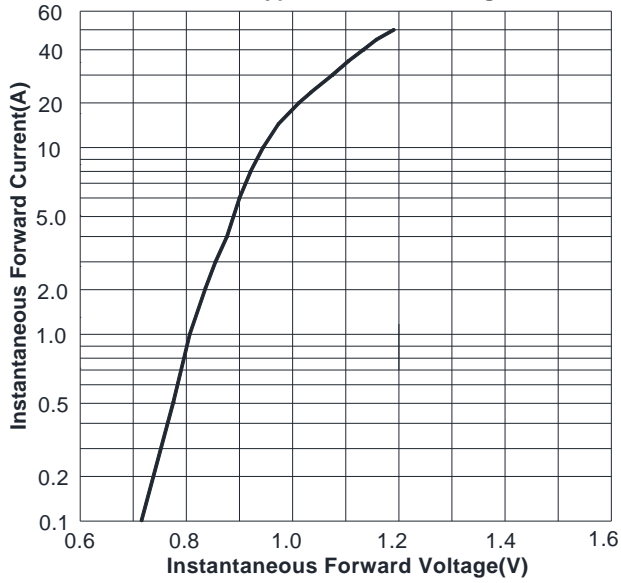
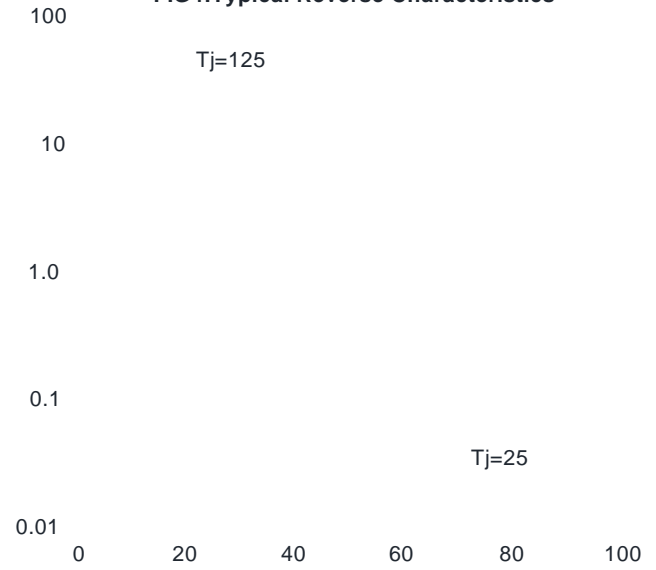


FIG4: Typical Reverse Characteristics



Outline Dimensions

BR-W		
Dim	Min	Max
A	28.2	28.8
B	17.1	19.1
C	10.4	12.4
D	0.95	1.05
E	10.8	11.2
F	30	/
G	4.5	5.5

BR		
Dim	Min	Max
A	28.2	28.8
B	15.3	17.3
C	17.1	19.1
D	13.2	15.2
E	0.75	0.85
F	6.2	6.4
G	2.3	2.5
H	10.8	11.2
I	19	/
J	4.5	5.5



Disclaimer

The information presented in this document is for reference only. Yangzhou Yangjie Electronic Technology Co., Ltd. reserves the right to make changes without notice to the specification of the products displayed here in order to improve reliability, function, design or otherwise.

The product listed here is designed to be used with ordinary electronic equipment or devices and not designed to be used with equipment or devices which require a high level of reliability, malfunction of which could directly endanger human life (such as medical instruments, transportation equipment, aerospace machinery, nuclear-reactor controllers, fuel controllers and safety-critical devices) or any other special applications. Yangjie or any of its subsidiaries does not assume any responsibility for damages resulting from such improper use of sale.

This publication does not constitute an offer of any financial product. For additional information, please visit our website at <http://www.21yangjie.com>, or contact our nearest Yangjie's sales office for further assistance.